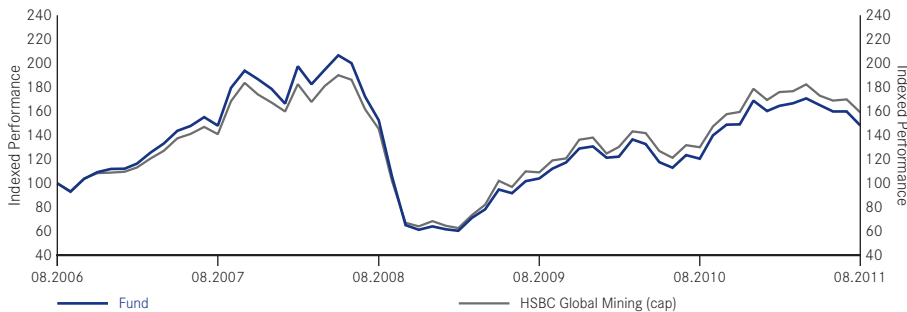


World Mining Fund

A-Non-distributing Share Performance in US\$



Cumulative Performance	1 Month %	3 Months %	6 Months %	1 Year %	Year to Date %	Annualised (3 Years) %	Annualised (5 years) %	Annualised (Since Launch) %
A Class	-7.3	-10.3	-9.9	23.0	-12.2	-0.9	8.2	15.1
HSBC Global Mining (cap)	-6.4	-8.0	-9.6	22.4	-11.0	3.1	9.8	11.0
Quartile ranking	2	2	2	2	3	2	1	2

Calendar Year Performance	2006 %	2007 %	2008 %	2009 %	2010 %
A Class	43.6	59.6	-64.1	103.9	29.2
HSBC Global Mining (cap)	35.5	53.7	-59.0	101.7	29.5

Fund Data

Status	Sub-Fund of Luxembourg SICAV
Fund Manager	Evy Hambro / Catherine Raw
Launch Date of Fund	24.03.1997
Launch Date of Class A USD	24.03.1997
Base Currency	US\$
Additional Dealing Currencies	SFr, €, PLN, SGD
Benchmark	HSBC Global Mining (cap)
Morningstar Category	Sector Equity Natural Resources
Total Fund Size (m)	US\$16,052.6

Codes

CUSIP	L1049M786
ISIN	LU0075056555
Bloomberg Equity Ticker	MIGWMFA LX
Reuters Page Id	BLRKP
Swiss Valoren Number	620823

Dealing & Prices

Dealing Information	
Trading Frequency	Daily, forward pricing basis
Settlement	Trade date + 3 days
Fees	%
Initial Charge (A shares)	5
Annual Management Fee (A shares)	1.75
NAV	(US\$)
A Class	76.09
12 Months High/Low NAV	(US\$)
A Class	89.99/63.96

Additional Dealing Codes

Currency	CUSIP	ISIN
SGD	998915JF0	LU0330918003
PLN	998915JF0	LU0480534758
€	998913GY7	LU0326424115
SFr	L1049M737	LU0521028554

		Global Sector Funds
Stockmarket Capitalisation	Large	
	Mid	50-80*
	Small	

*number of stocks

Awards & Ratings

S&P Fund Management Rating	AA
Crosby Forsyth Rating	AAA
Morningstar Qualitative Rating	Elite

Summary of Investment Objective

The World Mining Fund seeks to maximise total return. The Fund invests globally at least 70% of its total assets in the equity securities of mining and metals companies whose predominant economic activity is the production of base metals and industrial minerals such as iron ore and coal. The Fund may also hold the equity securities of companies whose predominant economic activity is in gold or other precious metal or mineral mining. The Fund does not hold physical gold or metal.

10 Largest Holdings

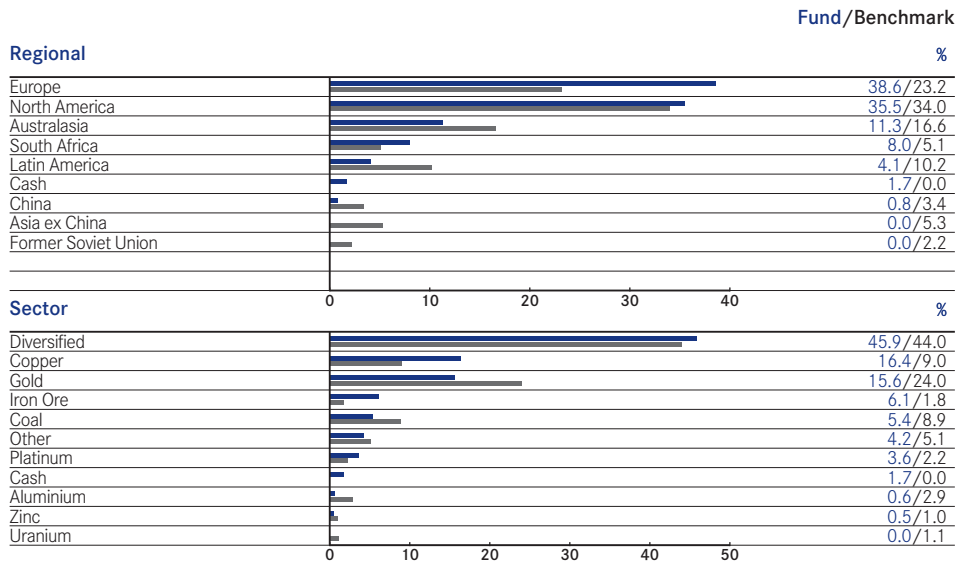
Rio Tinto	9.2
BHP Billiton	7.8
Companhia Vale Do Rio	6.0
Freeport-McMoRan Copper & Gold Inc.	5.8
Teck Resources Ltd	5.7
Newcrest Mining	4.7
Glencore International	4.2
Minas Buenaventura	3.6
Impala	3.5
First Quantum Minerals	3.4
Total	53.9

The Fund does not hold physical gold or other metals. Investors in this Fund should be aware of the above-average volatility inherent in mining shares and the low level of correlation between the mining sector and equity markets as a whole, with gold bullion and mining shares tending to be counter-cyclical in nature. Where a Fund has a particularly concentrated portfolio and a particular investment declines or is otherwise adversely affected, it may have a more pronounced effect than if the Fund held a larger number of investments. Sources: Fund ñ BlackRock Investment Management (UK) Limited (BIM(UK)L), Indices ñ Datastream, BIM(UK)L. Quartiles - © 2007 Morningstar, Inc. All Rights Reserved. This applies to UK residents only. ■ BIM(UK)L Risk Grading: High Risk (on a scale of Low, Medium, Medium/High and High). This grading applies to Funds with emerging market, small capitalisation, or narrowly focused/concentrated equity mandates, which may restrict liquidity and increase the volatility of returns. It should only be used for comparison with other BlackRock Global Funds (BGF) and, in particular, should not be used in comparison with Funds not provided by BIM(UK)L. The grading is indicative of the level of risk of a particular Fund and is not supposed to be a guarantee of likely returns. If you are in any doubt as to the level of risk that you should take, you should seek Independent Advice. ■ This factsheet is available to Qualified Investors and Professionals in some jurisdictions on a limited private placement basis subject to applicable laws and regulations in the country of distribution. The factsheet is confidential and should not be reproduced or distributed to persons other than the recipient. Performance is shown as of the date listed on the top of the sheet on a NAV price basis with income reinvested. Prior to the introduction of single pricing on 4 February 2002, bid prices were used for Funds previously within the Mercury Selected Trust range. Performance figures are calculated net of annual fees. The above Fund data is for information only. The number of shares quoted for each fund are indicative and actual numbers may fall outside of the ranges shown. BGF is an open-ended investment company established in Luxembourg. Subscriptions in BGF are valid only if made on the basis of the current Prospectus, the most recent financial reports and the Simplified Prospectus which are available on our website. Fluctuation may be particularly marked in the case of a higher volatility Fund and the value of an investment may fall suddenly and substantially. Investors should read the fund specific risks in the Simplified Prospectus. Past performance is no guide to future performance. The value of investments and income from them can fluctuate and are not guaranteed. Rates of exchange may cause investments to go up or down. Investors may not get back the amount they invest. BGF is only available for investment by non-US citizens who are not residents of the US. It is not offered for sale or sold in the US, its territories or possessions. The Funds are not registered for sale to the public in all jurisdictions. The Fund Manager's report represents the views of BlackRock (Channel Islands) Limited, the Investment Manager of BGF. The Investment Objective stated above is a summary of the main objectives of the Fund. Please refer to the BGF Simplified Prospectus for further details. BlackRock Investment Management (UK) Limited (authorised and regulated by the Financial Services Authority). Registered office: 12 Throgmorton Avenue, London, EC2N 2DL. Registered in England No. 2020394. For your protection, telephone calls are usually recorded.

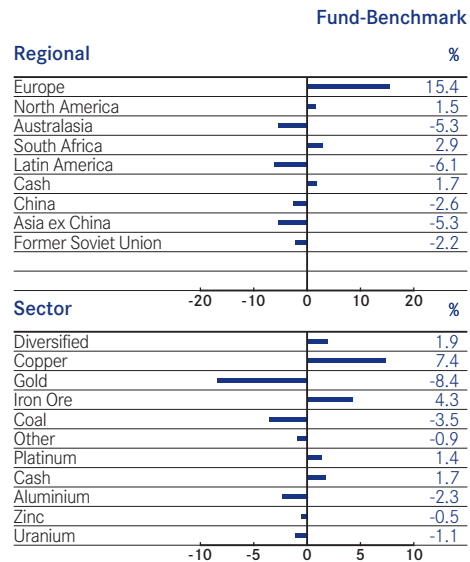
World Mining Fund

continued

Composition of Fund



Asset Allocations Analysis - Active Position



NAV Publication

www.blackrocklatam.com

Fund Risk Statistics

	3 Years	5 Years	Since Launch
Volatility (%)			
- Fund	40.0	36.3	30.8
- Benchmark*	39.4	34.9	29.7
Beta	1.00	1.02	1.01

* The Benchmark under Fund risk statistics for the World Mining Fund is HSBC Global Mining (cap). ■